



limp
15kA

Din Rail Power Surge Protector

DS15xE-480, DS15xE-300, DS15xE-120



DS150E-400



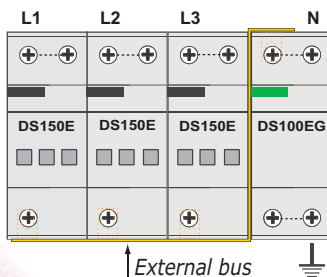
DS150E is a heavy duty AC Surge Protection Device (SPD) for high risk service entrance applications. The DS150E provides protection against the direct and indirect effects of lightning and is particularly useful in a high lightning area where the risk of heavy surge current or even direct strike is high, i.e. buildings equipped with lightning rods.

The DS150E is a one pole module that can be configured for both common and differential mode protection in any single and three phase application to 480Vac.

The DS150E incorporates a Multi-Varistor protection circuit that allows for very high surge current handling 15kA 10/350us, no follow on current and a very low residual clamp voltage. The module is din rail mountable with dual terminal connectors for in-line wiring up to 250A. The DS150E include integral thermal disconnection compliant to UL-60691, a visual fault indicator as well as remote signalization.

Association with DS100EG protectors

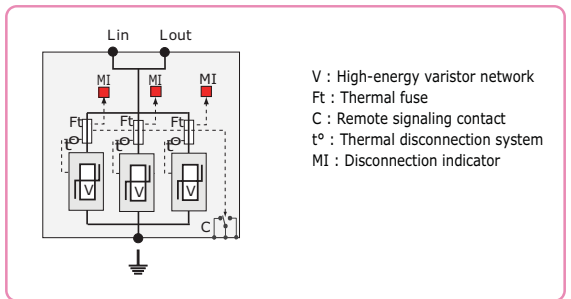
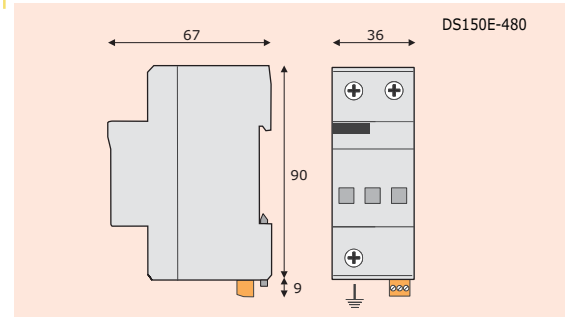
For example : DS154E-300/G



DS15xE-300/G

- «x» = CT1 configuration (common mode)
- «G» = CT2 configuration (common and differential mode)
- Operating voltage
- «E» = High Energy
- Number of protected poles (1, 2, 3, 4)

Dimensions and Diagram (in mm)



- V : High-energy varistor network
- Ft : Thermal fuse
- C : Remote signaling contact
- t° : Thermal disconnection system
- MI : Disconnection indicator

Characteristics

CITEL Part Number	DS15x-480	DS15x-300	DS15x-120
AC Network	347/600V 480V	220/380V 277/480V	120/240V 120/208V
Connection Mode	L-N or L-G	L-N or L-G	L-N or L-G
UL Max. Operating Voltage (MCOV)	550Vac	330Vac	150Vac
TOV Withstand (UT)	550Vac	330Vac	150Vac
IEC/UL Nominal Discharge Current (In) 15 impulses 8/20 μs	60kA/20kA	70kA/20kA	70kA/20kA
Max. Discharge Current (Imax) 1 impulse 8/20 μs	140kA	140kA	140kA
Max. Lightning Current (Iimp) 1 impulse 10/350 μs	15kA	15kA	15kA
UL Voltage Protection Rating (VPR)	2000V	1200V	700V
Protection Level at In (Up)	3.0V	2.0V	1.0V
UL Short-Circuit Current Rating (SCCR)	100kAIC	100kAIC	100kAIC
Leakage Current at MCOV (Ic)	<2mA	<2mA	<2mA
Follow Current (If)	none		
AC System	IT, TT, TN, Single, Split Phase, Delta, Wye		
Thermal Disconnector	UL 60691		
Overcurrent Protection	Time Delay - 250A Max.		
Dimensions	90 x 38 x 67 (in mm)		
Connection	by screw terminals, #4 AWG Max.		
Remote Signal Indicator	250Vac Max, 2A		
Mounting	Din Rail, 35mm Symmetrical		
Operating Temp	-50°C to +85°C		
Operating Altitude	13,000 ft (4,000m)		
Relative Humidity	5 to 95% non-condensing, up to 100% external		
Enclosure Material	Thermoplastic UL94-5A		
Environmental Rating	IP20		
Weight	7.3 oz		
Standards Compliance			
IEC 61643-1 - INTERNATIONAL	Class I and II		
EN 61643-11 - EUROPE	Class I and II		
NF EN 61643-11 - FRANCE	Class I and II		
UL1449 3rd Edition - USA	Type 4, Type 2 Location		
UL1449 3rd Edition - CANADA	Type 4, Type 2 Location		
CSA C22.2 No. 8-M1986	Class 9091 32, Class 9091 92		
RoHS	Directive 2002/95/EC		

Note 1: Rating in compliance with nominal discharge current. In order to increase service continuity, higher rating can be used (up to 200A). For further information, please consult product instructions.

CITEL INC | 11381 Interchange Circle South | Miramar, FL 33025 USA

Toll Free: 800.248.3548 | Tel: 954.430.6310 | Fax: 954.430.7785 | www.citel.us | sales@citel.us